



17,500 DWT / 3 x 80 mt



BRIESE SCHIFFAHRT

Vessel name	Built	IMO no.	Flag	Vessel name	Built	IMO no.	Flag
Kurt Paul	05/2009	9435856	Antigua & Barbuda	Sjard	09/2007	9303314	Antigua & Barbuda
BBC Hudson	08/2009	9435868	Antigua & Barbuda	BBC Volga	10/2009	9436329	Antigua & Barbuda
BBC Weser	08/2006	9347047	Antigua & Barbuda				

Ship's Basics

Type	Project Carrier Vessel Tweendecker
Builder	Tianjin Xingang Shipyard, China
Classification	GL+100 A5 E3 G, MC, E3 AUT, EP-D, IW (Kurt Paul, BBC Weser, BBC Mississippi, BBC Volga, BBC Hudson), DBC, TMON (Sjard), strengthened for Heavy Cargo, equipped for carriage of containers, equipped for the carriage of dangerous goods, according to SOLAS II-2, Reg. 19

Dimensions & Main Data

Tonnage GT/NT	12,936 / 5,824
Deadweight (summer)	17,500 mt
Length o.a.	143.14 m
Length p.p.	134.43 m
Beam	22.80 m
Max. draft (summer)	9.70 m
Max. speed	15.0 knots
Service speed	14.6 knots
Consumption at sea	29.0 mt fuel per day + 2.2 mt AE
Eco speed	13.0 knots
Consumption eco speed	23.2 mt fuel per day + 2.2 mt AE
Consumption in port	4.7 mt fuel per day (with crane operations) 2.5 mt fuel per day (without crane operations)
Fuel on ME	RMG 380 / RME 180 / MGO DMA / MDO DMB
Fuel on AE	MGO DMA
Tank capacities	RMG 380 / RME 180 abt. 1,526 cbm MGO DMA / MDO DMB abt. 145 cbm Ballast abt. 5,670 cbm Freshwater abt. 335 cbm

Propulsion

Main Engine	MAN B&W 6S46MC-C, 7,074 kW
Aux.-Engines	Yanmar, 3 x 660 kW
Propeller	Fixed pitch propeller

Hold and Hatch

Hold and Hatch	3 Holds / 3 Hatches
Hatch cover type	Folding type
Cargo hold capacity	21,697 cbm (766,222 cbft)
Floor space under deck	3,184 sqm (34,276 sqft)
Floor space on deck	1,480 sqm (15,930 sqft)
Deck strengths per sqm	20.00 mt on tanktop 4.70 mt on tweendeck 2.20 mt on deck
Tweendeck	Hold 1: 1 height Hold 2: 2 heights
Bulkheads	3 bh / 4 positions (Sjard + BBC Hudson) 2 bh / 2 positions (others)

Cargo Gear

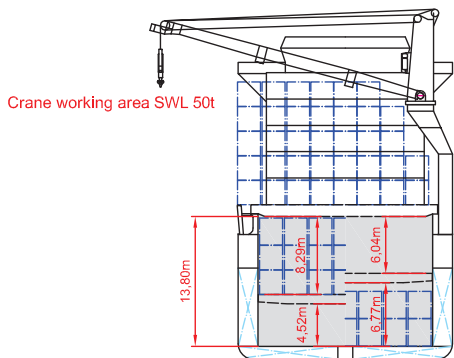
Type	3 x 80 mt NMF
Combinable	160 mt
Situated	Portside

Container Capacity

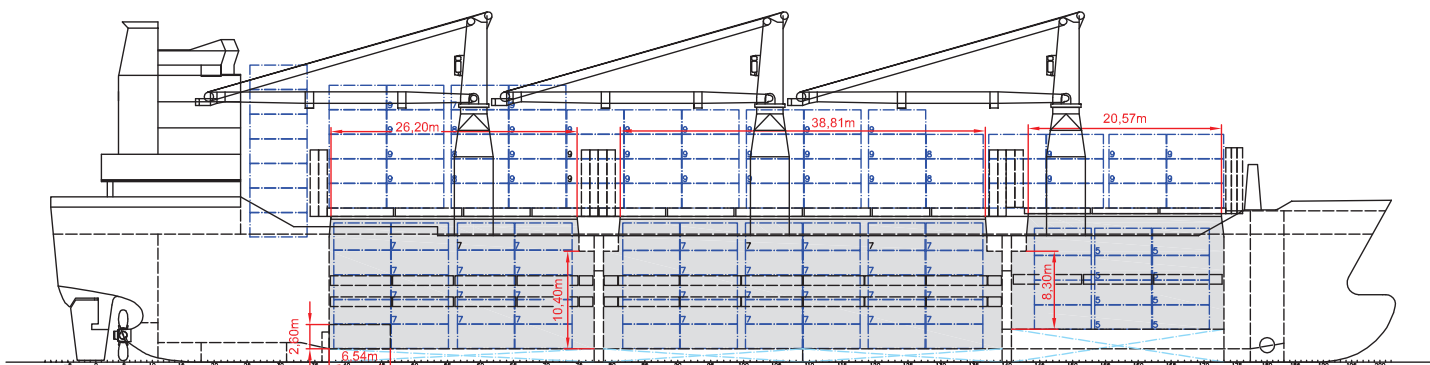
Capacity	20' or 40' + 20'
Hold	408 / 193 / 22
Deck	550 / 225 / 100
Total	958 / 418 / 122
TEU at 14 mt	617
Reeferplugs	64
Stackload	20' / 40'
Hold	125 mt / 175 mt
Tw'd	45 mt / 60 mt
Deck	60 mt / 90 mt
Specials	Additionally equipped for 30' cont. wide body and high cube cont.

Special Equipment / Features

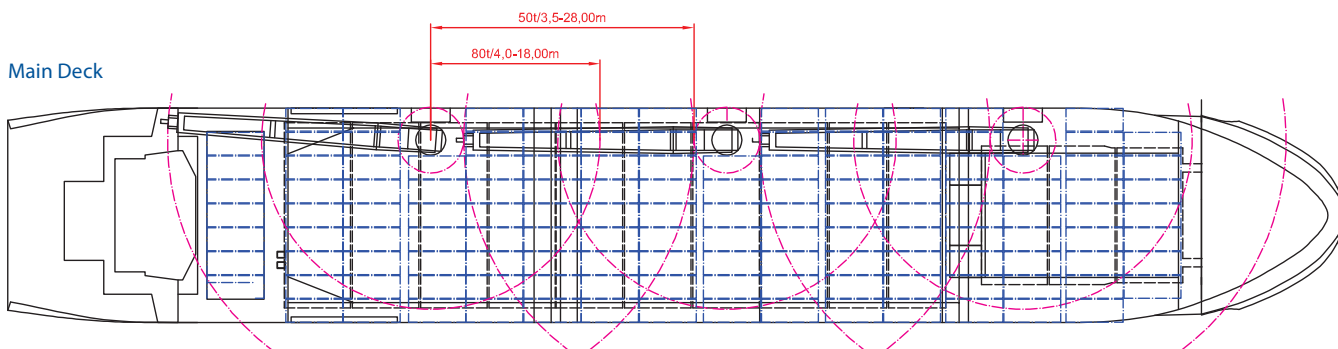
IMO classes	Fitted for carriage of dangerous goods of all IMO classes
Other	Bow thruster



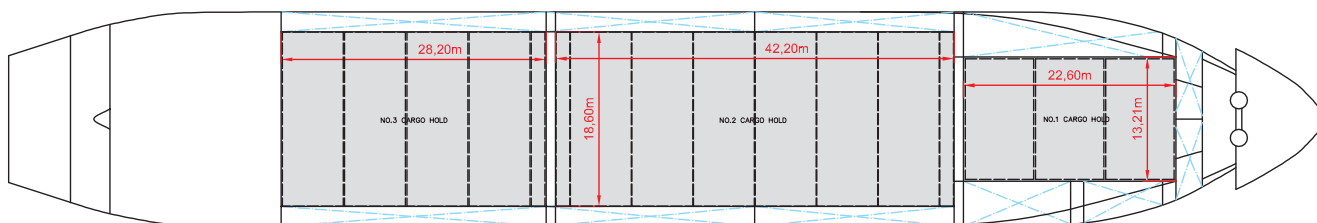
Side View



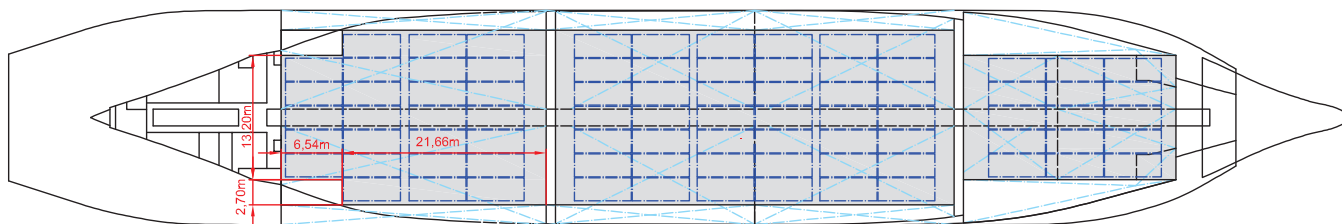
Main Deck



Tweendeck



Holds & Double Bottom



Max. speed is calculated basis 85% MCR, ballast condition, no deck cargo, maximum Beaufort 2, no swell, no adverse currents, clean hull and even keel. Service Speed and consumption at sea is calculated basis 75% MCR, laden condition, no deck cargo, maximum Beaufort 2, no swell, no adverse currents, clean hull and even keel. Eco speed is the minimum continuous speed in laden condition. Consumption data assumes reefer plugs and shaft generator disconnected but including AE if no shaft generator is installed. EEXI and CII related adjustments of speed and consumption are not considered. Vessel is burning fuel according to ISO 8217. Intake is always subject to vessel's stability, trim, permissible weights and is subject to regulations of visibility. Lifting capacity of vessel's cranes is subject to vessel's stability and can depend on cargo/ ballast on board. Container data as well as bale capacity assumes tweendeck ashore. All details including speed and consumption are given in good faith and are "about" and are given without guarantee. They must not be used as basis for charterparties or contracts without owner's explicit written authority.