



Multipurpose Vessel Tweendecker

4.900 DWT / 2 x 60 to

MV "BBC Canada" MV "BBC Denmark"



Ship's Basics

Builder	Zhonghua Shipyard, China
Delivery	MV "BBC Canada" 12/1999 MV "BBC Denmark" 09/1999
Type	Multipurpose Cargo Ship
Classification	GL + 100 A5 E3 G + MC E3 AUT

Dimensions & Main Data

Tonnage	abt. 4.086 GT / 2.016 NT
Deadweight	abt. 4.900 mt
Length o.a.	abt. 100,60 m
Length p.p.	abt. 94,15 m
Beam	abt. 16,80 m
Draft	abt. 6,40 m
Height above keel	abt. 37,30 m
Speed	abt. 15,0 kn always subject good weather conditions / bf 2 / no swell
Consumption per day at sea	abt. 15,5 mt IFO 380 RMG 35
at port	abt. 1,6 mt MGO DMA with crane operations abt. 0,8 mt MGO DMA without crane operations

Tank capacities

IFO	abt. 504,70 cbm
MDO	abt. 144,60 cbm
Ballast	abt. 1.784,10 cbm
Freshwater	abt. 84,90 cbm

Engines

Main Engine	MAN 9L 32/40, 3.960 kW at 750 rpm
Aux.-Engines	2 x MAN D2842 LE, 396 kW
Emergency generator	1 x MAN 190 kW
Shaft generator	1 x 640 kW
Bowthruster	350 kW, thrust 48 kN
Specials	Variable pitch propeller

Nautical Equipment / Communication

Fitted with all modern equipment / fully GMDSS fitted

Accommodation

14 persons, 13 cabins

Hatch and Hold Number

1 Hold / 1 Hatch

Hatch cover type

McGregor folding, 8 segments

Hold

57,80 m x 13,40 m x 8,93 m, boxshaped

Hatch

57,85 m x 13,40 m (775,19 sqm)

Grain / Bale Space

abt. 6.836 cbm (240.148 cft)

IMO classes

all, but not 5.2 in hold

Ventilation

20 airchanges per hour

Strength

On tanktop	abt. 17,00 mt/sqm
On tdw	abt. 2,50 mt/sqm
On deck	abt. 2,00 mt/sqm

Tweendeck

one complete, 57,80 m x 13,40 m (at 2 upper positions)



BRIESE SCHIFFFAHRT

Our Objective: Charterer's Happiness

Hafenstraße 12 • 26789 Leer • Germany / Tel.: +49 491 92520 0 • Fax: +49 491 92520 25 • info@briese.de

Bulkhead

2 pcs, movable, can be placed in 7 positions

Container Capacity

Hold	127	56	15
Deck	250	117	13
Total	377	173	28

TEU at 14 to 220

Reeferplugs 30 on deck

Stackload

Hold	20'	40'	90 mt	90 mt
Deck	40 mt	50 mt		

Cargo Gear Type

2 x NMF high speed cranes

SWL

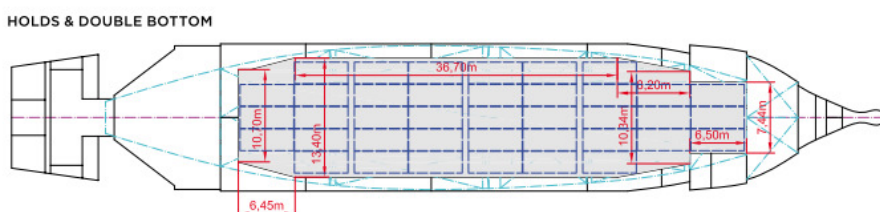
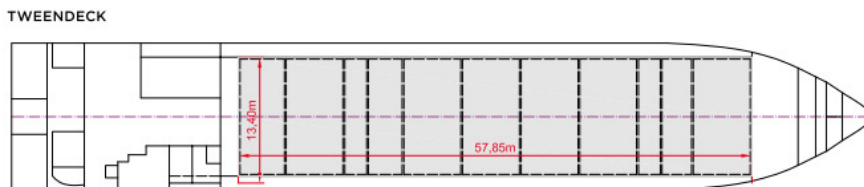
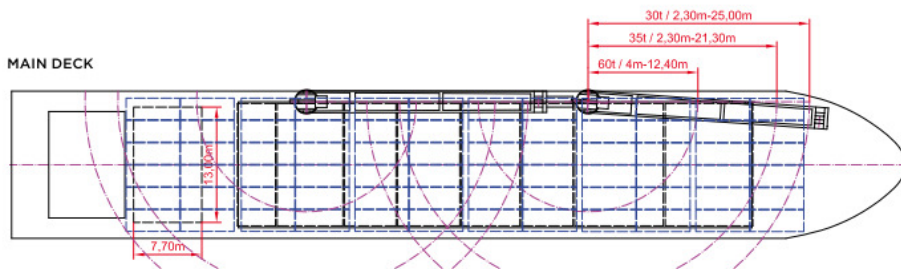
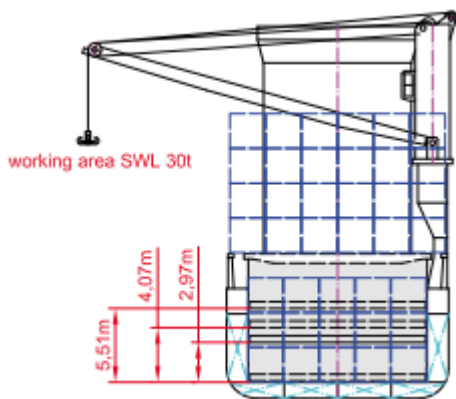
each 60 mt / 2.4 - 12.4 m; 35 mt / 2.3 - 21.3 m; 30 mt / 2.3 - 25.0 m

Combinable

120 mt

Situated

portside



All details believed to be correct but given without guarantee and they must not be used as basis for charterparties or contracts without owner's explicit written authority.